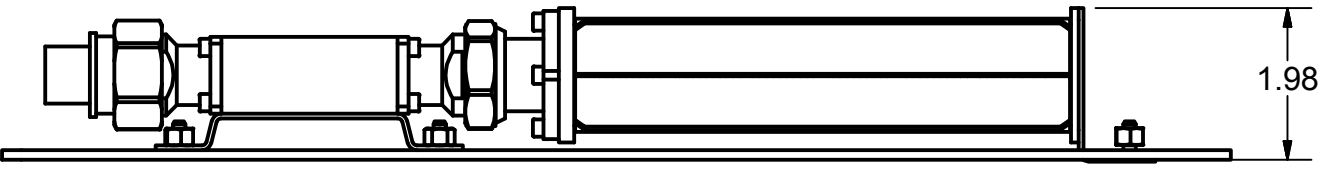
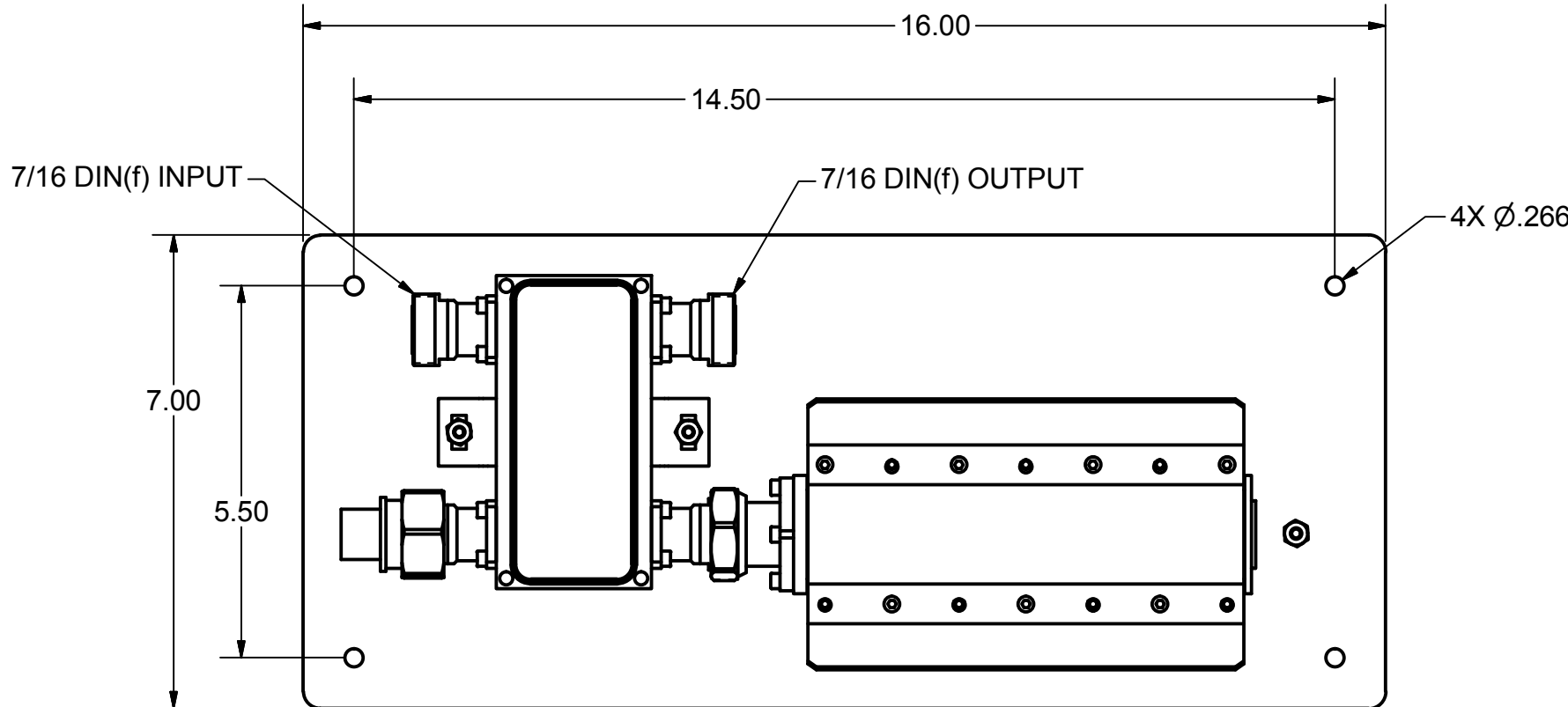


REVISION HISTORY				
ZONE	REV	DESCRIPTION	DATE	APPROVED
	1	ENGINEERING RELEASE	02-26-2014	Marek A
	2	ADDED BASE PLATE, CHANGED LOAD FROM TA-A40 TO TA-A60	6-18-2015	AK


UNLESS OTHERWISE SPECIFIED:  
ALL UNITS ARE IN inches [mm]  
ALL DIMENSIONS ARE NOMINAL

**SPECIFICATION**

FREQUENCY: 698-2700 MHz  
 RETURN LOSS: 21 dB MIN  
 ATTENUATION: 3.0 ±0.6 dB  
 POWER: 50 W CW  
 PIM: 160 dBc  
 PROTECTION: IP67  
 CONNECTORS: 7-16 DIN (f)



PROPERTY OF R&D MICROWAVES LLC

DRAWN mareka1	2/26/2014	 R&D Microwaves LLC, USA		
CHECKED				
QA		TITLE		
MFG		ATTENUATOR LOW PIM, 3 dB		
APPROVED				
		SIZE B	DWG NO AT-A21rev2	REV 1
		SCALE	SHEET 1 OF 1	