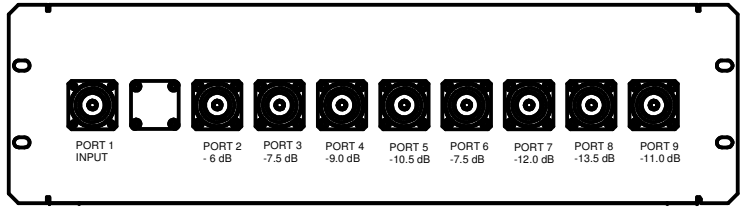
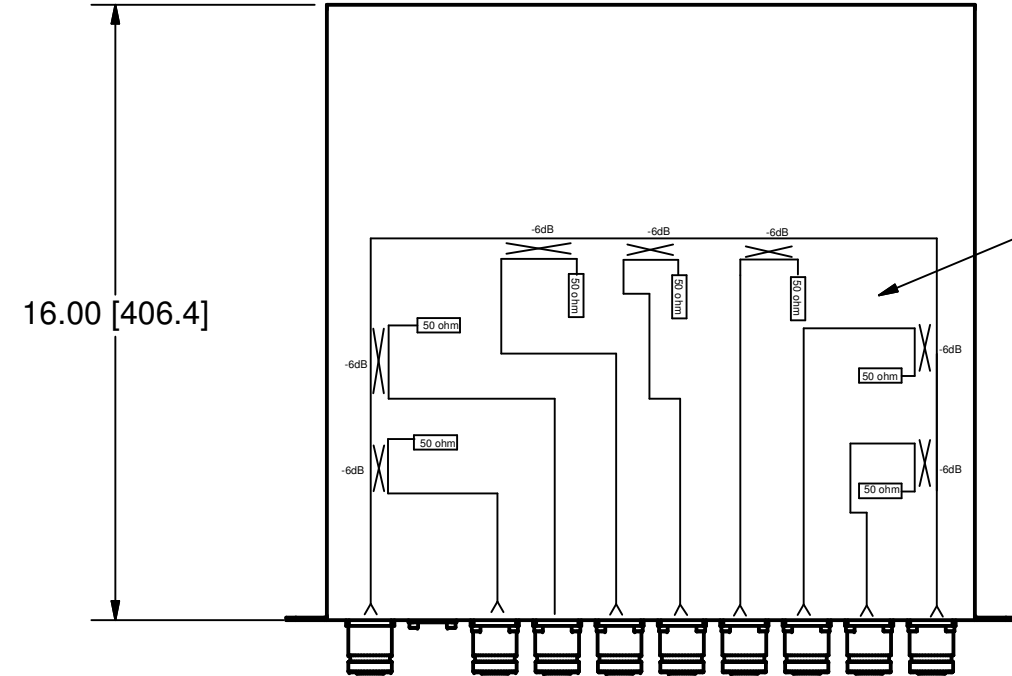
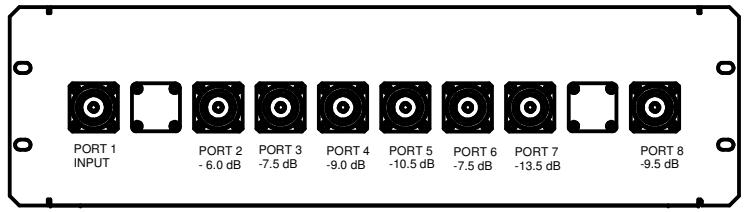


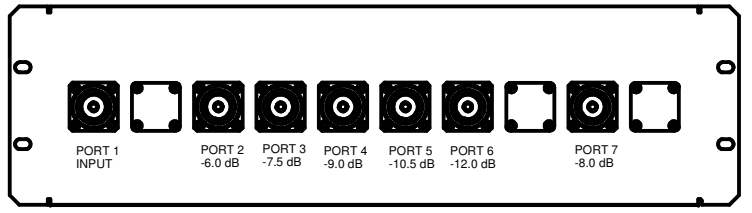
REVISION HISTORY				
ZONE	REV	DESCRIPTION	DATE	APPROVED
	1	ENGINEERING RELEASE	09-22/2011	Marek A



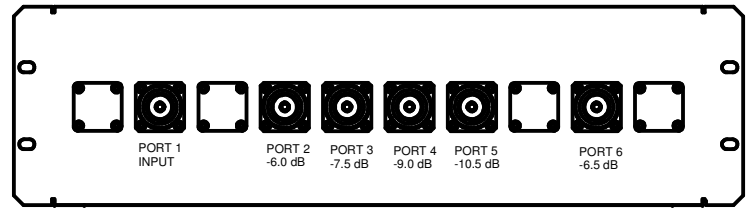
DAS-A02-9D



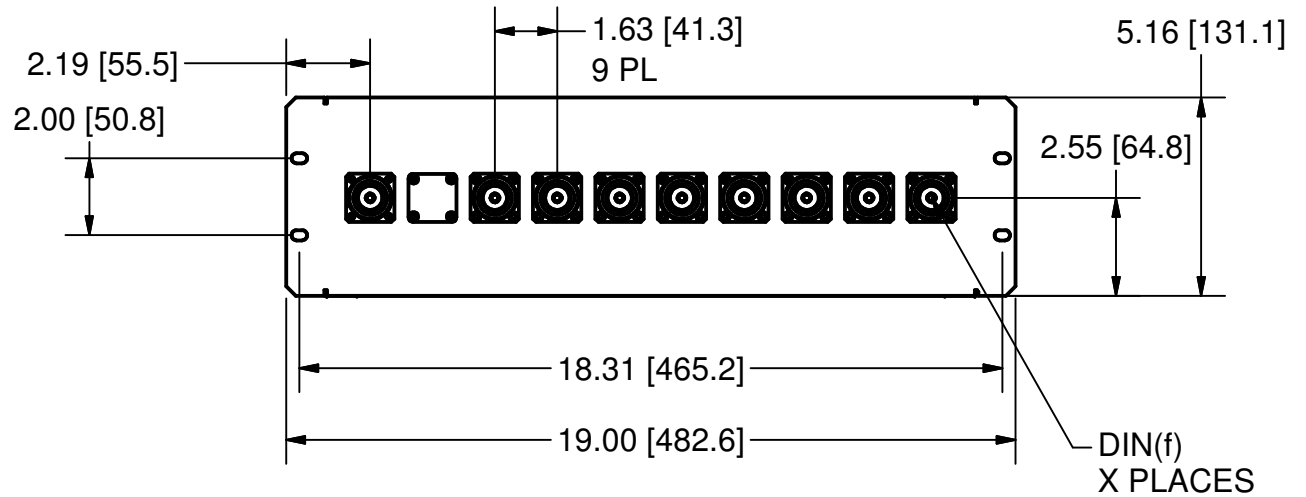
DAS-A02-8D



DAS-A02-7D



DAS-A02-6D



DIMENSIONS: in [mm]
TOLERANCE: +/- .03[0.8]
PROPERTY OF R&D MICROWAVES LLC

SPECIFICATION

FREQUENCY 700 - 2700 MHz
POWER 60 W CW
PIM (2X20W @ 1900 MHz) 155 dBc
RETURN LOSS ALL PORTS 1.3:1 (-17.7 dB) MAX
INSERTION LOSS NOM PER TABLE
FINISH BLACK PAINT

DAS-A02-XD NOMINAL INSERTION LOSS				
PORT #	-6D	-7D	-8D	-9D
1	0 dB (REF)	0 dB (REF)	0 dB (REF)	0 dB (REF)
2	-6.0 dB	-6.0 dB	-6.0 dB	-6.0 dB
3	-7.5 dB	-7.5 dB	-7.5 dB	-7.5 dB
4	-9.0 dB	-9.0 dB	-9.0 dB	-9.0 dB
5	-10.5 dB	-10.5 dB	-10.5 dB	-10.5 dB
6	-6.5 dB	-12.0 dB	-12.0 dB	-12.0 dB
7	N/A	-8.0dB	-13.5 dB	-13.5 dB
8	N/A	N/A	-9.5 dB	-15.0 dB
9	N/A	N/A	N/A	-11.0 dB

DRAWN marekant	3/4/2011
CHECKED	
QA	
MFG	
APPROVED	

R&D MICROWAVES
R&D Microwaves LLC, USA

TITLE
SPLITTER BOX WITH 6dB COUPLERS, DIN(f) CONNECTORS

SIZE B	DWG NO DAS-A02-XD	REV 1
SCALE	SHEET 1 OF 1	