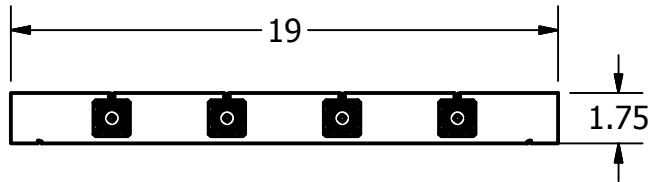
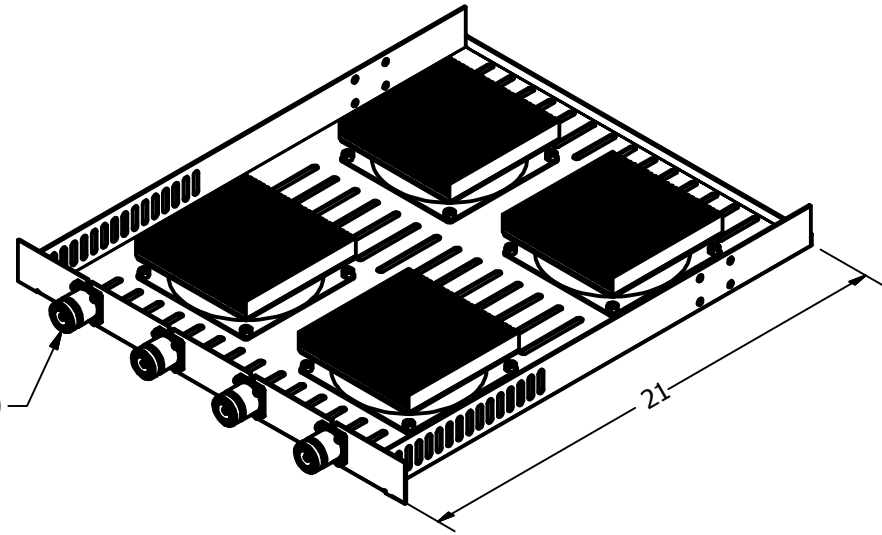


REVISION HISTORY				
ZONE	REV	DESCRIPTION	DATE	APPROVED
	1	ENGINEERING RELEASE	12/17/2015	AK




4X 7/16 DIN(f)



SPECIFICATION:

FREQUENCY: 450-4000 MHz
 PIM: 160 dBc
 RETURN LOSS:
 450-698MHz: 20 dB
 698-2700MHz: 23 dB
 2700-4000MHz: 20dB
 POWER: 100 Watts Per Port

HOLE TOLERANCE: X.XXX ±.003
 LENGTH TOLERANCE: X.XXX ±.010
 LENGTH TOLERANCE: X.XX ±.030
 THREADS SPECIFICATION AFTER PLATING
 PROPERTY OF R&D MICROWAVES LLC

DRAWN AK	11/24/2015	 R&D Microwaves LLC, USA
CHECKED		
QA		TITLE
MFG		4X 100W LOW PIM TERMINATION LOAD 1U RACK, CONCEPT
APPROVED		SIZE
		A
		DWG NO
		DAS-A57rev1
		REV
		1
		SCALE
		SHEET 1 OF 1