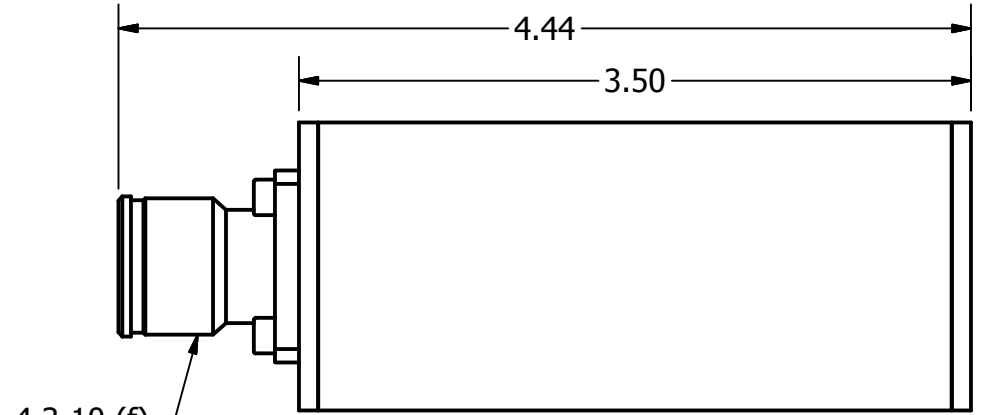
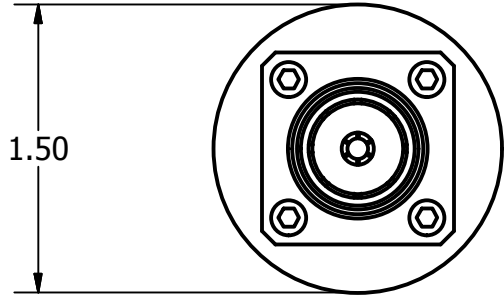



REVISION HISTORY				
ZONE	REV	DESCRIPTION	DATE	APPROVED
	1	ENGINEERING RELEASE	1/18/2018	DM



4.3-10 (f)
SHOWN
(SEE CONNECTOR TABLE)

POWER: 0 - 10 WATTS
 VSWR:
 270-400 MHz: 1.25:1 MAX
 400-1700 MHz: 1.18:1 MAX
 1700-2700 MHz: 1.25:1 MAX
 PIM: 160 dBc

PROPERTY OF R&D MICROWAVES LLC



DRAWN mclaughlind	10/31/2017
CHECKED TB	1/18/2018
QA MdB	1/18/2018
MFG	
APPROVED	



R&D Microwaves LLC, USA

TITLE

TA-A85, TERMINATION

CONNECTOR	
(4.3-10)	(7-16 DIN)
TA-A85D43M	TA-A85DM
TA-A85D43F	TA-A85DF

SIZE A	DWG NO TA-A85-OLrev1	REV 1
SCALE 1 : 1	SHEET 1 OF 1	